





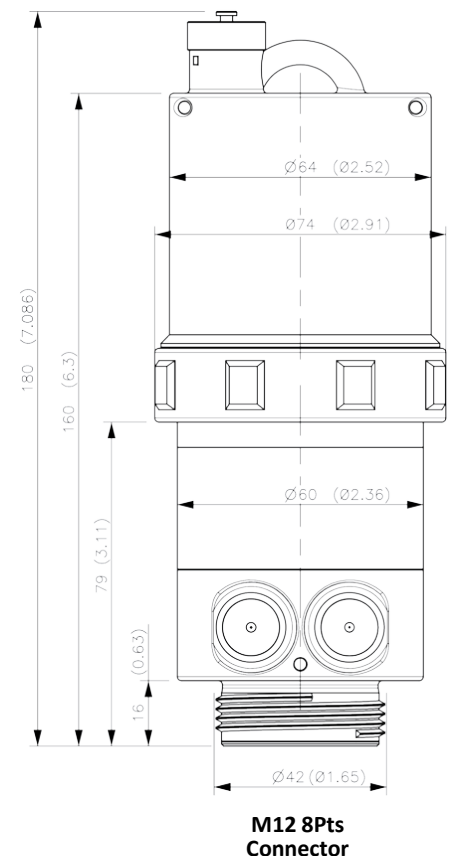
Wireless Data Loggers LOG09V4 – 4-20 mA - Modbus



Battery powered data loggers LOG09V4

- Wireless setting on-site by radio (Wiji protocol)
- Access point radio / Modbus / cellular
- Communication : Radio + 1x communication card in option :
2G/3G or 2G / LTE-M / NB-IoT
- Memory : 500 000 measures
- IP68 Enclosure (1 bar / 30 days)
- Lithium battery
- 1x power supply input (5V...30V), 1x Modbus Input or output
- 2x 4-20 mA analog inputs
- 1x power supply output 5V...18V (Internal battery or Switch)
- 1x open drain output

Features	LOG09V4-80 - LOG09V4-82-3G - LOG09V4-82-LTE (868 MHz) LOG09V4-90 - LOG09V4-92-3G - LOG09V4-92-LTE (915 MHz)
Data Logger memory	500 000 measures
Access point	Yes radio / Modbus / GPRS
Inputs	1x power supply (5V...30V) 1x Modbus input (If not already used as output) 2x 4-20 mA inputs
Outputs	Radio HF (868 ou 915 MHz) 2G/3G or 2G / LTE-M / NB-IoT 1 voltage output (5V-18V internal battery or switch Vin=Vout) 1x open drain output 1x Modbus output (If not already used as input)
Radio communication	100m in its wireless range (Wiji protocol)
Antennas : radio / cellular	Internal or external radio antenna See configurator for options
Operating temperature	-40 ...85°C
Logger Housing	PA12
Sealing grade	IP68 1 bar during 30 days (if used with Ijinus fixation ; PN : H0T00053 or H0T00060)
Energy	Bat : 3,6V 34Ah
Configuration	Wireless configuration kit (PN : MOC0000x) that includes the software AVELOUR
Atex zone 2 certification	 II 3G Ex ic ec IIB T4 Gc Tamb : -20°C...60°C
Certifications	 : SE6A002-A0102 / IC : 10983A-A002-A0102



LOG09V4 - Applications and configuration

Area-Velocity Flow

Water quality sensors

Level and flow using pressure sensor

Rainfall monitoring



Combined Sewer Overflow

Lift station


Groundwater resources

Access point HF/GPRS

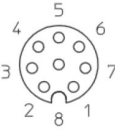
LOG09V4 4/20 mA-DIGITAL

Wiring :

Male :



Female :



Cable colors	White	Brown	Green	Yellow	Grey	Pink	Blue	Red
Connector 8Pts : N°	1	2	3	4	5	6	7	8
Signal	Vin	GND	Vout	Input Or Output	Input Or Output	Input	Input	Open-drain output
Type	(5V...30V)	Ground	5...18V* (Int. battery) or switch Vout = Vin	RS485-H	RS485-L	Current 1	Current 2	Ground contact
Type	Power Supply in		Power Supply out	Modbus	Modbus	4-20 mA	4-20 mA	Open-drain (1A/30V)

* 1,8W maximum on the Vout, if external sensor connected and powered by internal battery (tension adjustable by software).

LOG09V4

1x voltage input (5V...30V), 2x analog inputs (4-20 mA), 1x Modbus input (If not already used as output)
1x voltage output (5V...18V), 1x open drain output

Code	Frequencies
8	868Mhz Europe – China
9	915MHz USA - Canada - Australia
Code	Antennas
0	Internal radio
1	External radio
2	Internal radio / external cellular
3	External radio / external cellular
Code	Communication options
Empty	Communication radio (on-site)
3G	Communication radio + 2G/3G
LTE	Communication radio + 2G / LTE-M / NB-IoT

LOG09V4 - 8

2 - LTE

= LOG09V4-82-LTE